
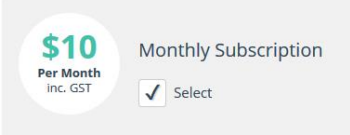


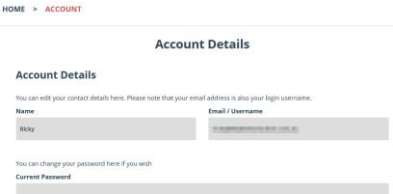



# How to sign up for Poppin Code for just one month

This guide will help you to sign up for Poppin Code for only one month. It covers the registration process and then making sure that the automatic renewal is switched off.

	<p>Sign up to Poppin Code by clicking on the big red <b>SIGN UP</b> button up the top right of the page.</p>
	<p>During the sign up process, remember to tick the <b>Monthly Subscription</b> box.</p>
	<p>After you have registered, you will probably be automatically logged into your master account, but in case you are not, then <b>login</b> using your email address as the username, and your chosen password, using the bar up the top of the page.</p>
	<p>Once logged in, click the <b>MANAGE YOUR SUBSCRIPTION</b> button up the top right of the page.</p>
	<p>You should see an <b>Account Details</b> page</p>
<p><b>Children Subscribed</b></p> <p>These are the children subscribed to Poppin Code through y boxes next to each of them, and remember to press the "Up You can register more children with the "Add more" button. You can cancel a membership renewal by unticking their "au</p>	<p>Scroll down this page until you get to the <b>Children Subscribed</b> section.</p>
<p>This subscription will renew on 26/12/2016. <b>Auto renew</b> <input checked="" type="checkbox"/></p>	<p>You should see the accounts of any children under your account here. Each child account will have an <b>Auto renew</b> box that you can tick or untick to set whether the subscription will automatically renew at the end of each month/year.</p> <p>This box will probably be ticked to begin with, so click on the box to remove the tick.</p>
	<p>Click the <b>Update</b> button to save this new change.</p>
<p>This subscription will expire on 26/12/2016.</p>	<p>The page should soon update and show that the account <b>will expire</b> instead of automatically renew. You have now ensured that you only pay for one month of access.</p>
<p><b>Auto renew</b> <input type="checkbox"/></p>	<p>If you decide to stay longer for a month, then please come back to this page and <b>tick the Auto renew</b> box.</p>

Thank you for being interested in Poppin Code, and we hope to see you inside the site, whether it is just for one month, or for a much longer time of fun creative coding and technology 😊